

Your roof is protecting your most precious investments, your home and your family. You can be confident knowing COLORBOND® steel is versatile, lightweight, durable, and capable of meeting the changing needs of your lifestyle.



Whether you live close to the coast or you're choosing a colour with energy-efficiency in mind, COLORBOND® steel can meet the needs that your home demands. Simply visit colorbond.com/create to determine the most suitable COLORBOND® steel choices for your home.

LEGEND

① Also available in COLORBOND® Ultra steel for coastal and industrial environments. All other colours are available in COLORBOND® Ultra steel on request, please speak with your supplier.

② Also available in COLORBOND® Stainless steel for severe coastal and industrial environments. Please speak to your supplier for more information regarding availability.

For further details on the legend, please refer to the back page.

CLASSIC colour range¹




CLASSIC CREAM™
SA = 0.32. BCA = L



PAPERBARK®
SA = 0.42. BCA = M




PALE EUCALYPT®
SA = 0.60. BCA = M




WOODLAND GREY® ①
SA = 0.71. BCA = D




DEEP OCEAN® ②
SA = 0.75. BCA = D



COTTAGE GREEN®
SA = 0.75. BCA = D



MANOR RED®
SA = 0.69. BCA = D



NIGHT SKY®
SA = 0.96. BCA = D


CONTEMPORARY colour range¹



SURFMIST® ① ②
SA = 0.32. BCA = L




EVENING HAZE®
SA = 0.43. BCA = M




SHALE GREY™
SA = 0.43. BCA = M



DUNE® ① ②
SA = 0.47. BCA = M



COVE™
SA = 0.54. BCA = M




WINDSPRAY® ① ②
SA = 0.58. BCA = M



GULLY™
SA = 0.63. BCA = D




MANGROVE™
SA = 0.64. BCA = D



WALLABY™ ①
SA = 0.64. BCA = D




JASPER®
SA = 0.68. BCA = D



BASALT™
SA = 0.69. BCA = D



IRONSTONE®
SA = 0.74. BCA = D



TERRAIN®
SA = 0.69. BCA = D



MONUMENT® ①
SA = 0.73. BCA = D